

Signify Classified - Internal
Cooper Lighting Solutions Photometric Lab
1121 Highway 74 South
Peachtree City, GA 30269



Scaled data based on original data using
LM-79-08 Approved Method: Electrical and Photometric Measurements of Solid-
State Lighting Products

Test Report Prepared for
Cooper Lighting Solutions
(formerly Eaton)

Brand: McGRAW-EDISON

Report Number: P437249

Luminaire Tested: **ISC-SA1B-830-U-SL2**

Issue Date: 12/9/2020

Test Information

Test Method: LM-79-08
Report Number: P437249
TEST IS SCALED FROM IESNA LM-79-08 TEST DATA (G3-2011-074-14)
Test Lab: INNOVATION CENTER
Issue Date: 12/9/2020
Manufacturer: COOPER LIGHTING SOLUTIONS (FORMERLY EATON)
Product Line: McGRAW-EDISON
Catalog Number: ISC-SA1B-830-U-SL2
Description: IMPACT ELITE LED CYLINDER LUMINAIRE
(1) 80 CRI, 3000K, 450mA LIGHTSQUARE WITH 16 LEDS AND TYPE II SPILL LIGHT ELIMINATOR OPTICS
Light Source: -
Ballast/Driver: ELECTRONIC DRIVER

Summary

Lumens per Lamp: N/A
Luminaire Lumens: 2743 lumens
Efficiency: N/A
Efficacy: 108.0 lumens/watt
Luminous Opening: Rectangular (W 0.5' x L: 0.5' x H: 0')
IES Classification: Type III - Medium
BUG Rating: B1 - U0 - G1

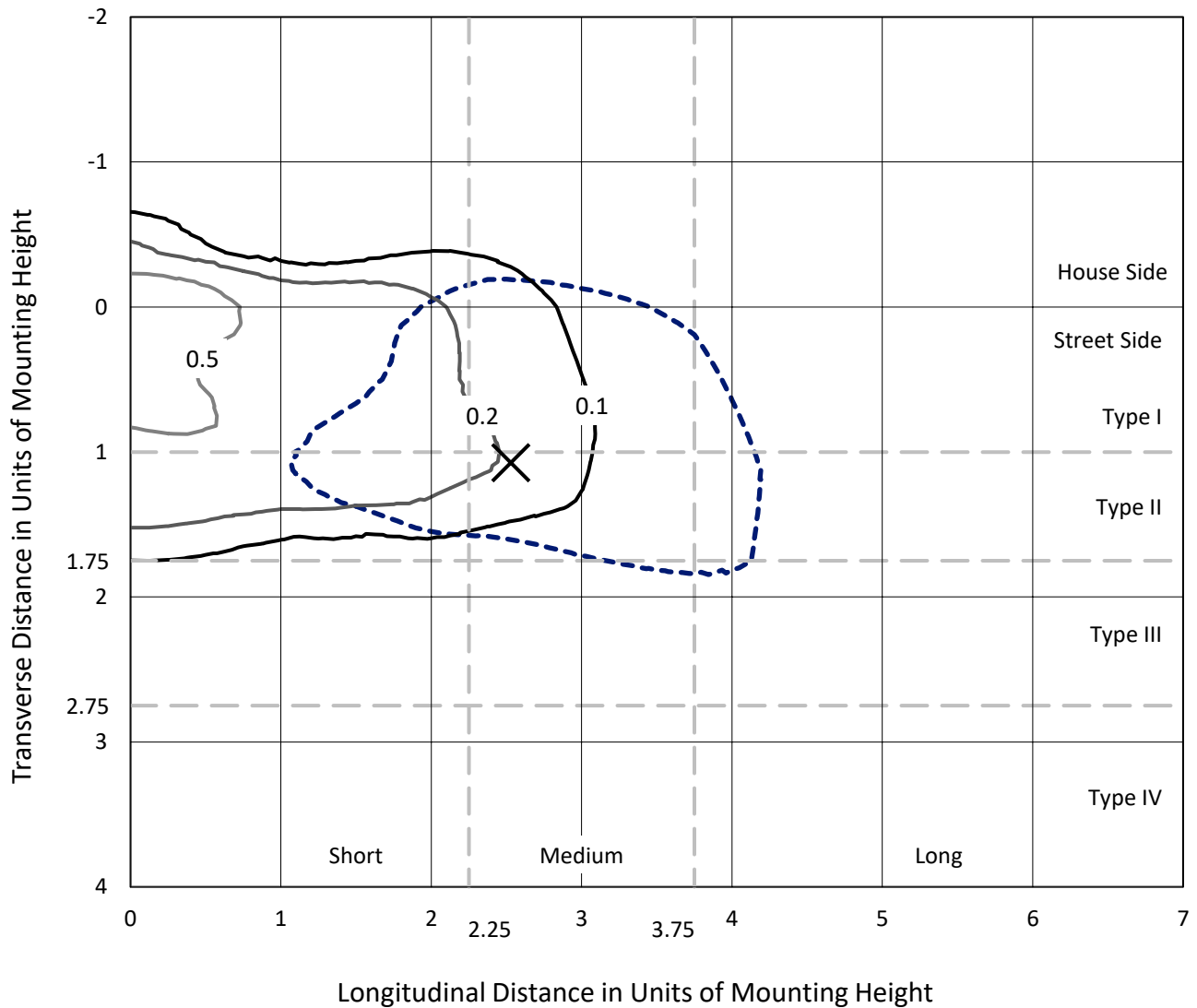
Input Watts (W): 25.4
Input Voltage (V): NR
Input Current (Ain): NR
Voltage Rise (V): NR
Power Factor: NR
Total Harmonic Distortion (THDi): NR
Frequency (hertz): 60
Stabilization Time: NR
Operation Time: NR
Ambient Temperature (°C): NR
Test Distance: 28.75 FT



REPORT NUMBER: P437249
 CATALOG NUMBER: ISC-SA1B-830-U-SL2

Iso-Footcandle Lines of Horizontal Illumination

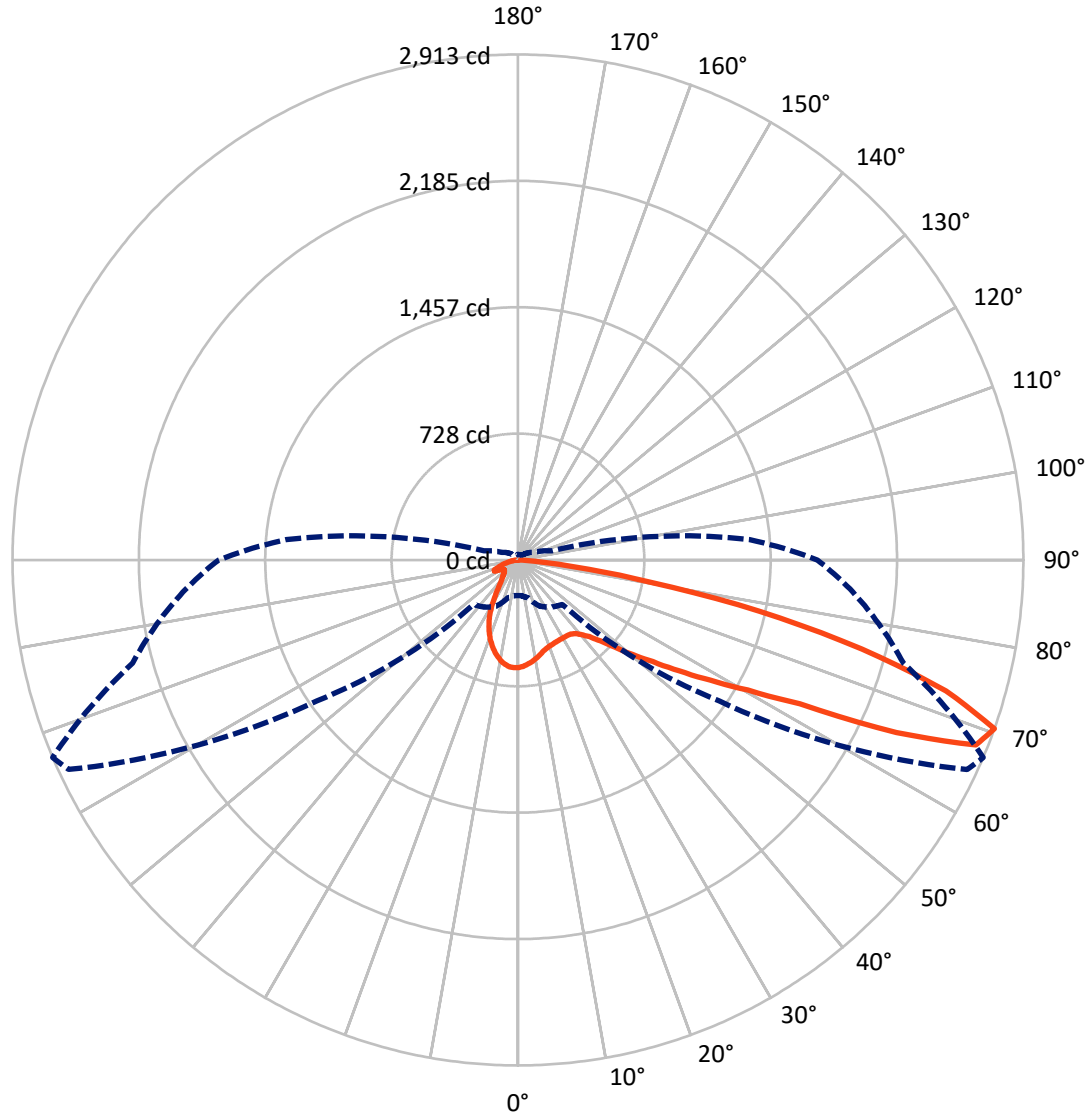
× Max cd
 - - - 1/2 Max cd



Based on 25 foot mounting height. Maximum calculated value = 1 fc
 Type III - Medium - N/A

REPORT NUMBER: P437249
CATALOG NUMBER: ISC-SA1B-830-U-SL2

Luminous Intensity Polar Plot



— Vertical Plane Through 67-Deg Lateral - - - Horizontal Cone Through 70-Deg Vertical

REPORT NUMBER: P437249
 CATALOG NUMBER: ISC-SA1B-830-U-SL2

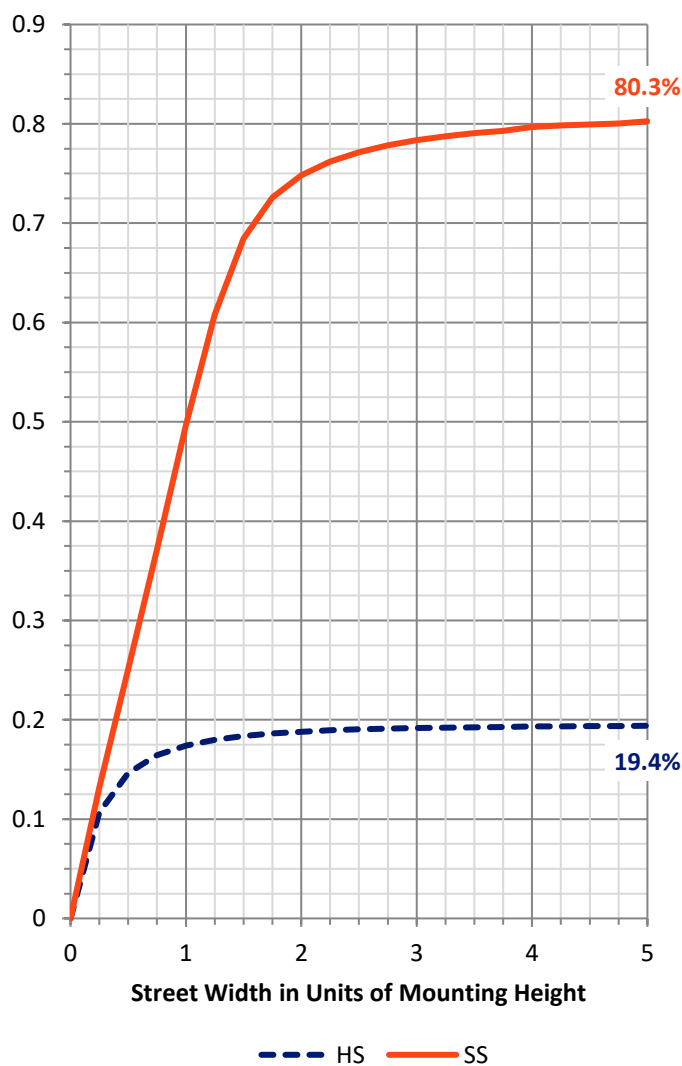
FLUX DISTRIBUTION:

		Downward	Upward	Total
House Side	Lumens	537.2	0.0	537.2
	% Fixture	19.6	0.0	19.6
Street Side	Lumens	2205.8	0.0	2205.8
	% Fixture	80.4	0.0	80.4
Total	Lumens	2743.0	0.0	2743.0
	% Fixture	100.0	0.0	100.0

ZONAL LUMENS:

Zone	Lumens	% Fixture
0°-10°	54.4	2.0
10°-20°	131.6	4.8
20°-30°	181.4	6.6
30°-40°	245.1	8.9
40°-50°	363.6	13.3
50°-60°	559.7	20.4
60°-70°	692.0	25.2
70°-80°	463.5	16.9
80°-90°	51.7	1.9
90°-100°	0.0	0.0
100°-110°	0.0	0.0
110°-120°	0.0	0.0
120°-130°	0.0	0.0
130°-140°	0.0	0.0
140°-150°	0.0	0.0
150°-160°	0.0	0.0
160°-170°	0.0	0.0
170°-180°	0.0	0.0
0°-90°	2743.0	100.0
0°-180°	2743.0	100.0

Coefficient of Utilization



REPORT NUMBER: P437249

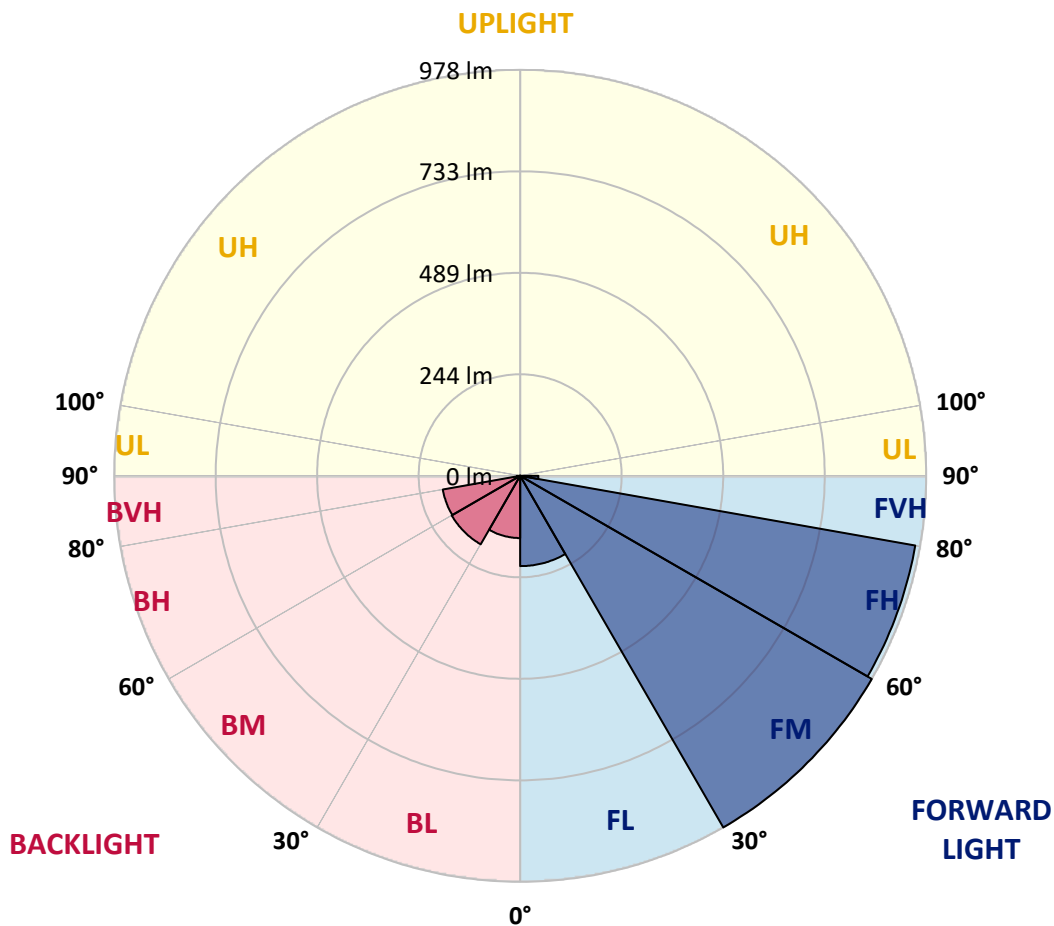
CATALOG NUMBER: ISC-SA1B-830-U-SL2

LUMINAIRE CLASSIFICATION SYSTEM LUMEN TABLE AND BUG RATING:

Zone	Lumens	% Fixture	Zone Rating/Lumen Limit		
			B	U	G
FL (0°-30°)	217.6	7.9			
FM (30°-60°)	977.9	35.7			
FH (60°-80°)	966.3	35.2			G1/1800
FVH (80°-90°)	44.0	1.6			G1/100
BL (0°-30°)	149.9	5.5	B1/500		
BM (30°-60°)	190.5	6.9	B0/220		
BH (60°-80°)	189.2	6.9	B1/500		G1/500
BVH (80°-90°)	7.7	0.3			G0/10
UL (90°-100°)	0.0	0.0		U0/0	
UH (100°-180°)	0.0	0.0		U0/0	

BUG Rating: B1-U0-G1

Type III Medium





REPORT NUMBER: P437249
 CATALOG NUMBER: ISC-SA1B-830-U-SL2

CANDELA DISTRIBUTION (FULL):

	0°	5°	15°	25°	35°	45°	55°	65°	67°	75°	85°
0°	619.4	619.4	619.4	619.4	619.4	619.4	619.4	619.4	619.4	619.4	619.4
2.5°	585.6	589.6	590.6	593.6	597.6	601.5	606.5	612.4	613.4	616.4	622.4
5°	545.9	547.9	549.9	555.9	562.8	575.7	588.6	600.5	602.5	612.4	623.4
7.5°	509.2	514.2	515.2	520.1	531.0	546.9	564.8	585.6	591.6	605.5	622.4
10°	482.4	485.4	487.4	496.3	505.2	523.1	544.9	570.8	576.7	597.6	621.4
12.5°	460.6	465.5	468.5	474.5	488.4	504.2	526.1	553.9	561.8	587.6	617.4
15°	448.7	452.6	453.6	460.6	471.5	487.4	508.2	540.0	545.9	577.7	617.4
17.5°	445.7	446.7	447.7	451.6	460.6	473.5	495.3	528.1	535.0	573.7	617.4
20°	451.6	451.6	451.6	449.7	456.6	466.5	488.4	518.1	528.1	569.8	620.4
22.5°	465.5	466.5	463.6	458.6	455.6	462.6	481.4	515.2	524.1	568.8	626.3
25°	485.4	486.4	484.4	477.4	463.6	462.6	478.4	512.2	520.1	567.8	625.3
27.5°	512.2	518.1	512.2	504.2	486.4	470.5	481.4	510.2	519.1	567.8	627.3
30°	549.9	553.9	550.9	538.0	515.2	487.4	485.4	512.2	519.1	566.8	626.3
32.5°	587.6	588.6	591.6	582.7	554.9	512.2	496.3	514.2	520.1	565.8	623.4
35°	616.4	622.4	635.3	636.3	603.5	547.9	519.1	522.1	524.1	568.8	620.4
37.5°	653.1	655.1	676.0	691.9	663.1	597.6	550.9	537.0	538.0	578.7	625.3
40°	686.9	694.8	723.6	743.5	733.5	664.1	594.6	563.8	565.8	596.6	637.3
42.5°	737.5	743.5	773.2	801.0	804.0	739.5	655.1	609.5	604.5	631.3	663.1
45°	782.2	789.1	826.8	867.5	881.4	824.9	730.6	672.0	664.1	689.9	710.7
47.5°	844.7	856.6	886.4	933.1	979.7	929.1	826.8	757.4	750.4	768.3	774.2
50°	904.3	911.2	936.0	992.6	1075.0	1060.1	945.0	868.5	857.6	860.6	874.5
52.5°	913.2	916.2	942.0	1001.5	1156.4	1219.9	1089.9	993.6	973.8	976.7	993.6
55°	845.7	857.6	876.5	959.9	1162.4	1397.6	1293.4	1158.4	1127.6	1116.7	1130.6
57.5°	705.7	719.6	746.4	832.8	1093.9	1493.9	1626.9	1354.9	1307.3	1256.6	1273.5
60°	520.1	535.0	551.9	636.3	920.2	1508.8	1958.4	1593.1	1522.7	1396.6	1405.5
62.5°	399.0	399.0	413.9	448.7	615.4	1400.6	2153.0	1996.1	1823.4	1567.3	1556.4
65°	322.6	326.6	341.5	374.2	389.1	994.6	2230.4	2581.8	2398.2	1771.8	1715.2
67.5°	267.0	268.0	284.9	336.5	340.5	546.9	2022.9	2889.5	2845.8	2027.9	1884.0
70°	204.5	205.5	225.3	292.8	331.5	362.3	1415.5	2857.7	2913.3	2299.9	1920.7
72.5°	136.0	141.9	165.8	232.3	330.5	341.5	768.3	2499.4	2579.8	2406.1	1797.6
75°	84.4	85.4	110.2	160.8	303.7	340.5	451.6	1947.5	2046.8	1996.1	1559.4
77.5°	51.6	53.6	65.5	105.2	235.2	341.5	321.6	1340.0	1422.4	1310.3	919.2
80°	31.8	31.8	37.7	63.5	152.9	305.7	276.9	779.2	771.3	484.4	261.1
82.5°	11.9	12.9	19.9	34.7	77.4	237.2	243.2	352.4	324.6	142.9	93.3
85°	2.0	2.0	4.0	10.9	20.8	98.3	135.0	124.1	104.2	43.7	38.7
87.5°	0.0	0.0	0.0	1.0	1.0	2.0	3.0	3.0	3.0	3.0	4.0
90°	0.0	0.0	0.0	0.0	0.0	0.0	0.0	0.0	0.0	0.0	0.0



REPORT NUMBER: P437249
 CATALOG NUMBER: ISC-SA1B-830-U-SL2

CANDELA DISTRIBUTION (continued):

	90°	95°	105°	115°	125°	135°	145°	155°	165°	175°	180°
0°	619.4	619.4	619.4	619.4	619.4	619.4	619.4	619.4	619.4	619.4	619.4
2.5°	622.4	624.4	623.4	620.4	617.4	615.4	610.5	607.5	608.5	608.5	609.5
5°	624.4	627.3	622.4	616.4	605.5	593.6	582.7	576.7	568.8	571.7	569.8
7.5°	627.3	629.3	620.4	602.5	583.7	563.8	544.9	528.1	515.2	509.2	513.2
10°	625.3	628.3	611.5	584.6	555.9	524.1	495.3	467.5	449.7	437.7	440.7
12.5°	624.4	621.4	598.5	558.8	519.1	475.5	431.8	398.0	368.3	356.3	358.3
15°	620.4	618.4	582.7	532.0	477.4	415.9	358.3	314.7	278.9	267.0	271.0
17.5°	622.4	616.4	563.8	499.3	424.8	349.4	278.9	236.2	218.4	214.4	213.4
20°	620.4	609.5	544.9	463.6	369.3	271.0	207.5	184.6	184.6	190.6	191.6
22.5°	622.4	603.5	524.1	422.9	305.7	203.5	161.8	155.8	164.8	177.7	177.7
25°	622.4	596.6	501.3	377.2	239.2	154.8	138.0	138.0	149.9	161.8	160.8
27.5°	618.4	582.7	475.5	328.6	177.7	128.0	121.1	124.1	132.0	141.9	141.0
30°	608.5	568.8	443.7	272.0	135.0	113.2	112.2	113.2	117.1	123.1	122.1
32.5°	599.5	552.9	412.9	211.4	114.2	105.2	104.2	105.2	106.2	108.2	108.2
35°	593.6	539.0	376.2	162.8	103.2	100.3	98.3	98.3	96.3	97.3	97.3
37.5°	586.6	526.1	338.5	127.1	97.3	95.3	93.3	90.3	90.3	88.3	88.3
40°	586.6	516.2	299.8	107.2	93.3	92.3	88.3	84.4	82.4	82.4	82.4
42.5°	602.5	516.2	264.0	98.3	89.3	88.3	83.4	79.4	77.4	77.4	77.4
45°	629.3	522.1	227.3	92.3	86.4	84.4	78.4	74.4	72.5	72.5	71.5
47.5°	676.0	546.9	194.6	89.3	83.4	80.4	73.5	69.5	67.5	67.5	67.5
50°	754.4	596.6	167.8	86.4	80.4	75.4	69.5	65.5	63.5	63.5	62.5
52.5°	862.6	671.0	154.8	84.4	76.4	70.5	65.5	61.5	59.6	58.6	58.6
55°	992.6	783.2	152.9	83.4	72.5	66.5	61.5	57.6	55.6	54.6	54.6
57.5°	1134.6	906.3	166.8	81.4	68.5	61.5	57.6	53.6	51.6	50.6	50.6
60°	1271.5	1041.3	211.4	79.4	65.5	57.6	52.6	49.6	47.6	46.7	46.7
62.5°	1430.4	1183.2	309.7	80.4	63.5	53.6	48.6	45.7	44.7	43.7	43.7
65°	1605.1	1346.0	396.1	88.3	64.5	49.6	44.7	42.7	40.7	39.7	39.7
67.5°	1759.9	1451.2	330.5	102.2	70.5	46.7	39.7	38.7	36.7	35.7	36.7
70°	1725.2	1340.0	203.5	103.2	71.5	44.7	35.7	33.7	31.8	31.8	31.8
72.5°	1573.3	1182.2	141.9	89.3	63.5	39.7	30.8	28.8	27.8	27.8	27.8
75°	1324.1	974.7	113.2	72.5	49.6	32.8	25.8	24.8	23.8	22.8	22.8
77.5°	724.6	530.1	84.4	55.6	36.7	24.8	21.8	19.9	18.9	18.9	18.9
80°	212.4	181.6	52.6	39.7	23.8	17.9	16.9	14.9	13.9	13.9	13.9
82.5°	89.3	75.4	31.8	21.8	15.9	11.9	10.9	9.9	8.9	7.9	8.9
85°	34.7	36.7	19.9	12.9	8.9	6.0	5.0	4.0	4.0	3.0	4.0
87.5°	4.0	5.0	4.0	3.0	2.0	1.0	1.0	1.0	1.0	1.0	1.0
90°	0.0	0.0	0.0	0.0	0.0	0.0	0.0	0.0	0.0	0.0	0.0

Cooper Lighting Solutions Photometric Lab
1121 Highway 74 South
Peachtree City, GA 30269



LM-79-2019: Approved Method: Electrical and Photometric Measurements of Solid-State Lighting Products

Report Prepared for

Cooper Lighting Solutions

MCGRAW EDISON

Report Number: SP1-2408-195-9

Test Date: 08/07/2024

Luminaire Tested: GALN-SB1A-830-U-5WQ

Data in this report applies to families of products including GALN-SB1A-830-U-5WQ.

Test Information

Test Method: LM-79-2019
 Report Number: SP1-2408-195-9
 Test Lab: COOPER LIGHTING SOLUTIONS
 Photometer: SP1 - 76IN SPHERE
 Measurement Geometry: 4π
 Issue Date: 08/07/2024
 Manufacturer: COOPER LIGHTING SOLUTIONS
 Product Line: MCGRAW EDISON
 Catalog Number: **GALN-SB1A-830-U-5WQ**
 Description: GALLEON AREA AND ROADWAY LUMINAIRE. (1) 80 CRI, 3000K, 350MA HIGH DENSITY LIGHTSQUARE WITH 26 LEDS AND TYPE V WIDE OPTICS

Spectral Parameters

CCT (K): 3050
 CIE u': 0.2476
 CIE v': 0.5251
 Duv: 0.0034
 CIE x: 0.4383
 CIE y: 0.4131
 CIE z: 0.1487
 Peak Wavelength (nm): 603
 Dominant Wavelength (nm): 581
 Purity: 55.55201
 Rf: 81.5
 Rg: 99.2

CRI (Ra):	81.0		
R1:	79.6	R9:	7.1
R2:	85.6	R10:	67.0
R3:	92.0	R11:	82.7
R4:	82.6	R12:	63.2
R5:	78.9	R13:	80.3
R6:	81.7	R14:	95.0
R7:	85.2	R15:	71.7
R8:	62.0		



Test Conditions

Stabilization Time: 20M
 Operation Time: 1H 20M
 Sphere Temperature (°C): 24.2

REPORT NUMBER: SP1-2408-195-9

Measurement and Test Equipment			
Instrument	Identification Number	Calibration Date	Calibration Due Date
Photometer	IN0058	6/18/2024	12/18/2024
Power Meter	INXT2011004	2/8/2024	2/8/2025
AC Power Source	IN0063	10/24/2023	10/24/2024
DC Power Source	IN0208	10/24/2023	10/24/2024
Sphere Thermometer	IN0085	10/24/2023	10/24/2024
Room Thermometer	IN0046	10/24/2023	10/24/2024

REPORT NUMBER: SP1-2408-195-9

CIE 1931 Chromaticity Diagram



CIE 1931 Chromaticity Diagram with 2017 ANSI 7-Step and 4-Step Quadrangles



Point lies inside the ANSI 3000K 4-step quadrangle

REPORT NUMBER: SP1-2408-195-9

Photopic Flux vs. Wavelength



Photopic Lumens: NR

λ (nm)	Power W [^] /nm	Lumens (ϕ /nm)	λ (nm)	Power W [^] /nm	Lumens (ϕ /nm)	λ (nm)	Power W [^] /nm	Lumens (ϕ /nm)	λ (nm)	Power W [^] /nm	Lumens (ϕ /nm)	λ (nm)	Power W [^] /nm	Lumens (ϕ /nm)
360	0	NR	490	168	NR	620	940	NR	750	35	NR	880	1	NR
365	0	NR	495	233	NR	625	897	NR	755	30	NR	885	1	NR
370	0	NR	500	300	NR	630	847	NR	760	26	NR	890	1	NR
375	0	NR	505	372	NR	635	790	NR	765	22	NR	895	1	NR
380	0	NR	510	430	NR	640	730	NR	770	19	NR	900	1	NR
385	0	NR	515	483	NR	645	668	NR	775	16	NR	905	1	NR
390	0	NR	520	524	NR	650	605	NR	780	14	NR	910	0	NR
395	2	NR	525	555	NR	655	545	NR	785	12	NR	915	0	NR
400	4	NR	530	581	NR	660	485	NR	790	10	NR	920	0	NR
405	7	NR	535	604	NR	665	430	NR	795	9	NR	925	0	NR
410	17	NR	540	623	NR	670	378	NR	800	8	NR	930	0	NR
415	34	NR	545	645	NR	675	331	NR	805	7	NR	935	0	NR
420	68	NR	550	667	NR	680	290	NR	810	6	NR	940	0	NR
425	128	NR	555	693	NR	685	251	NR	815	5	NR	945	0	NR
430	214	NR	560	719	NR	690	218	NR	820	4	NR	950	0	NR
435	339	NR	565	754	NR	695	188	NR	825	4	NR	955	0	NR
440	507	NR	570	791	NR	700	162	NR	830	3	NR	960	0	NR
445	573	NR	575	830	NR	705	139	NR	835	3	NR	965	0	NR
450	356	NR	580	873	NR	710	119	NR	840	3	NR	970	0	NR
455	217	NR	585	913	NR	715	102	NR	845	2	NR	975	0	NR
460	168	NR	590	948	NR	720	88	NR	850	2	NR	980	0	NR
465	113	NR	595	974	NR	725	76	NR	855	2	NR	985	0	NR
470	85	NR	600	994	NR	730	65	NR	860	1	NR	990	0	NR
475	85	NR	605	998	NR	735	55	NR	865	1	NR	995	0	NR
480	94	NR	610	994	NR	740	47	NR	870	1	NR	1000	0	NR
485	120	NR	615	973	NR	745	41	NR	875	1	NR			

REPORT NUMBER: SP1-2408-195-9

Scotopic Flux vs. Wavelength



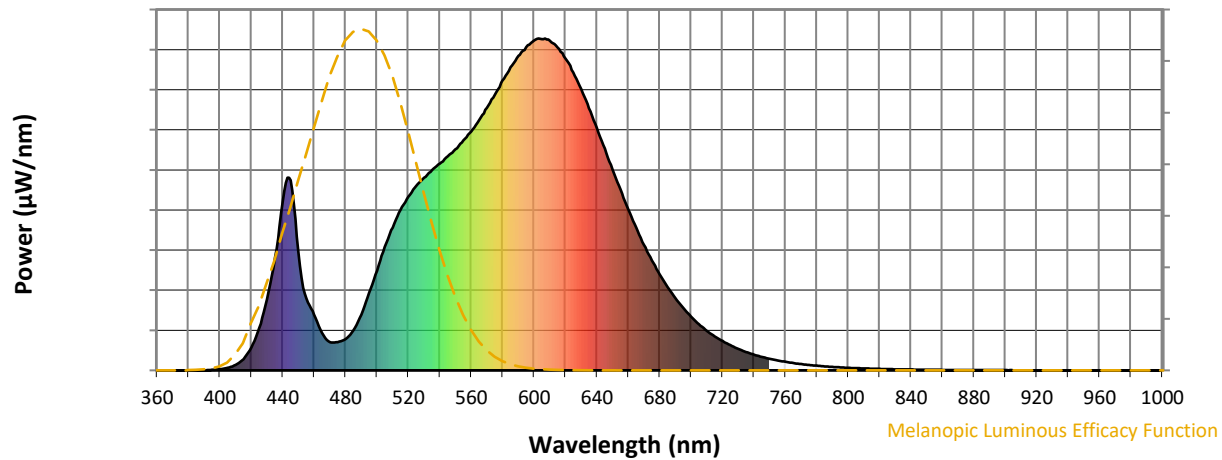
Scotopic Lumens: NR

S/P: 1.27

λ (nm)	Power W [^] /nm	Lumens (φ/nm)	λ (nm)	Power W [^] /nm	Lumens (φ/nm)	λ (nm)	Power W [^] /nm	Lumens (φ/nm)	λ (nm)	Power W [^] /nm	Lumens (φ/nm)	λ (nm)	Power W [^] /nm	Lumens (φ/nm)
360	0	NR	490	168	NR	620	940	NR	750	35	NR	880	1	NR
365	0	NR	495	233	NR	625	897	NR	755	30	NR	885	1	NR
370	0	NR	500	300	NR	630	847	NR	760	26	NR	890	1	NR
375	0	NR	505	372	NR	635	790	NR	765	22	NR	895	1	NR
380	0	NR	510	430	NR	640	730	NR	770	19	NR	900	1	NR
385	0	NR	515	483	NR	645	668	NR	775	16	NR	905	1	NR
390	0	NR	520	524	NR	650	605	NR	780	14	NR	910	0	NR
395	2	NR	525	555	NR	655	545	NR	785	12	NR	915	0	NR
400	4	NR	530	581	NR	660	485	NR	790	10	NR	920	0	NR
405	7	NR	535	604	NR	665	430	NR	795	9	NR	925	0	NR
410	17	NR	540	623	NR	670	378	NR	800	8	NR	930	0	NR
415	34	NR	545	645	NR	675	331	NR	805	7	NR	935	0	NR
420	68	NR	550	667	NR	680	290	NR	810	6	NR	940	0	NR
425	128	NR	555	693	NR	685	251	NR	815	5	NR	945	0	NR
430	214	NR	560	719	NR	690	218	NR	820	4	NR	950	0	NR
435	339	NR	565	754	NR	695	188	NR	825	4	NR	955	0	NR
440	507	NR	570	791	NR	700	162	NR	830	3	NR	960	0	NR
445	573	NR	575	830	NR	705	139	NR	835	3	NR	965	0	NR
450	356	NR	580	873	NR	710	119	NR	840	3	NR	970	0	NR
455	217	NR	585	913	NR	715	102	NR	845	2	NR	975	0	NR
460	168	NR	590	948	NR	720	88	NR	850	2	NR	980	0	NR
465	113	NR	595	974	NR	725	76	NR	855	2	NR	985	0	NR
470	85	NR	600	994	NR	730	65	NR	860	1	NR	990	0	NR
475	85	NR	605	998	NR	735	55	NR	865	1	NR	995	0	NR
480	94	NR	610	994	NR	740	47	NR	870	1	NR	1000	0	NR
485	120	NR	615	973	NR	745	41	NR	875	1	NR			

REPORT NUMBER: SP1-2408-195-9

Melanopic Flux vs. Wavelength



Melanopic Lumens: NR

M/P: 2.32

λ (nm)	Power W [^] /nm	Lumens (ϕ /nm)	λ (nm)	Power W [^] /nm	Lumens (ϕ /nm)	λ (nm)	Power W [^] /nm	Lumens (ϕ /nm)	λ (nm)	Power W [^] /nm	Lumens (ϕ /nm)	λ (nm)	Power W [^] /nm	Lumens (ϕ /nm)
360	0	NR	490	168	NR	620	940	NR	750	35	NR	880	1	NR
365	0	NR	495	233	NR	625	897	NR	755	30	NR	885	1	NR
370	0	NR	500	300	NR	630	847	NR	760	26	NR	890	1	NR
375	0	NR	505	372	NR	635	790	NR	765	22	NR	895	1	NR
380	0	NR	510	430	NR	640	730	NR	770	19	NR	900	1	NR
385	0	NR	515	483	NR	645	668	NR	775	16	NR	905	1	NR
390	0	NR	520	524	NR	650	605	NR	780	14	NR	910	0	NR
395	2	NR	525	555	NR	655	545	NR	785	12	NR	915	0	NR
400	4	NR	530	581	NR	660	485	NR	790	10	NR	920	0	NR
405	7	NR	535	604	NR	665	430	NR	795	9	NR	925	0	NR
410	17	NR	540	623	NR	670	378	NR	800	8	NR	930	0	NR
415	34	NR	545	645	NR	675	331	NR	805	7	NR	935	0	NR
420	68	NR	550	667	NR	680	290	NR	810	6	NR	940	0	NR
425	128	NR	555	693	NR	685	251	NR	815	5	NR	945	0	NR
430	214	NR	560	719	NR	690	218	NR	820	4	NR	950	0	NR
435	339	NR	565	754	NR	695	188	NR	825	4	NR	955	0	NR
440	507	NR	570	791	NR	700	162	NR	830	3	NR	960	0	NR
445	573	NR	575	830	NR	705	139	NR	835	3	NR	965	0	NR
450	356	NR	580	873	NR	710	119	NR	840	3	NR	970	0	NR
455	217	NR	585	913	NR	715	102	NR	845	2	NR	975	0	NR
460	168	NR	590	948	NR	720	88	NR	850	2	NR	980	0	NR
465	113	NR	595	974	NR	725	76	NR	855	2	NR	985	0	NR
470	85	NR	600	994	NR	730	65	NR	860	1	NR	990	0	NR
475	85	NR	605	998	NR	735	55	NR	865	1	NR	995	0	NR
480	94	NR	610	994	NR	740	47	NR	870	1	NR	1000	0	NR
485	120	NR	615	973	NR	745	41	NR	875	1	NR			

Summary

$R_f = 81.5$
 $R_g = 99.2$
 $CIE R_a = 81.0$
 $R_9 = 7.1$



Color Vector Graphics



Individual Sample Fidelity Index ($R_{f,i}$)

CES01 = 86	CES26 = 74	CES51 = 89	CES76 = 70
CES02 = 63	CES27 = 88	CES52 = 92	CES77 = 86
CES03 = 31	CES28 = 89	CES53 = 81	CES78 = 72
CES04 = 70	CES29 = 67	CES54 = 87	CES79 = 90
CES05 = 50	CES30 = 68	CES55 = 85	CES80 = 88
CES06 = 51	CES31 = 71	CES56 = 78	CES81 = 78
CES07 = 42	CES32 = 70	CES57 = 76	CES82 = 95
CES08 = 41	CES33 = 71	CES58 = 78	CES83 = 90
CES09 = 29	CES34 = 82	CES59 = 92	CES84 = 94
CES10 = 76	CES35 = 90	CES60 = 95	CES85 = 86
CES11 = 59	CES36 = 93	CES61 = 93	CES86 = 72
CES12 = 65	CES37 = 87	CES62 = 83	CES87 = 85
CES13 = 43	CES38 = 75	CES63 = 77	CES88 = 83
CES14 = 74	CES39 = 94	CES64 = 83	CES89 = 75
CES15 = 71	CES40 = 89	CES65 = 77	CES90 = 81
CES16 = 47	CES41 = 85	CES66 = 80	CES91 = 96
CES17 = 50	CES42 = 86	CES67 = 79	CES92 = 73
CES18 = 56	CES43 = 81	CES68 = 84	CES93 = 84
CES19 = 72	CES44 = 99	CES69 = 91	CES94 = 64
CES20 = 66	CES45 = 87	CES70 = 78	CES95 = 80
CES21 = 87	CES46 = 82	CES71 = 76	CES96 = 84
CES22 = 79	CES47 = 77	CES72 = 92	CES97 = 87
CES23 = 92	CES48 = 71	CES73 = 71	CES98 = 81
CES24 = 91	CES49 = 81	CES74 = 93	CES99 = 74
CES25 = 72	CES50 = 89	CES75 = 74	



Color Rendition by Hue-Angle Bin



Measure Comparisons



(END OF REPORT)